



Evans Elementary School

Parent Week at a Glance
January 23rd – 27th, 2023



Chilliwack
School District

Mr. Wade Gemmell, Principal | Tel 604.858.3057 | wade_gemmell@sd33.bc.ca | <http://evans.sd33.bc.ca>
Mrs. Annette Morelli, Office Administrative Assistant

Hello Evans Parents,

Please find some information on events happening at Evans over the next few weeks:

Jan 23rd – Family Literacy Week & Book Mark Activity

Jan 23rd – Administration of MDI (Grade 5)

Jan 23rd – EDI (Kindergarten)

Jan 25th – Drop Everything and Read @ Evans

Jan 25th – 11:50 Golden Gotcha Winners Lunch

Jan 25th – Building Our Stories Workshop (attached)

Jan 26th – Family Literacy Day

Jan 26th – 11:15 Big & Little Buddy Reading at Evans

Jan 26th – 2:30 pm Start of Afternoon Adventures Program

Jan 27th – **Non Instructional Day (No School for Students)**

Jan 30th – Metis Jigging Presentation (Maddie McCallum)

Feb 1st – New Monthly Virtue – Kindness

Feb 1st – 8:15 Den Groups

Feb 1st – 6:30 pm PAC Meeting (Library)

Feb 2nd – 2:30 pm Afternoon Adventures Program

Family Literacy Week – This is Family Literacy Week with Family Literacy Day on Thursday January 26th. This years theme is Celebrating our Heritage. This week at school we are going to have several activities to celebrate reading and literacy. These include a book mark colouring activity (and prize draw), several Drop Everything and read events and a Big Buddy Read on **Family Literacy Day** (Thursday January 26th). We have included the templates for the Book Mark activity so that students can complete this at home. Have your child complete one or more of the book marks (or develop their own) drop off the detachable part of the book mark at the office to have their name entered in a draw for prizes that will take place on **Family Literacy Day**.

We are also hoping that at home, parents might find some time to “read to” or “with” their child in the evening even if this is not part of your regular routine. We have also included some tips in an article at the end of this newsletter on reading with your child. For parents looking for books, resources and activities some great free website are:

1. Tumble Book (<https://www.tumblebooklibrary.com/>) **User Name:** sd33 **Password:** reads
2. [Canoe Kids](#)
3. [Chilliwack School District Online Library](#)
4. [ABC Literacy](#) (Family Literacy Day Website with activity Guides, activities, etc.)

We hope you will join us in celebrating Family Literacy Week !!

Building Our Stories Workshop – As part of Family Literacy Week please find attached information on a workshop called Building Our Stories free to Evans families.

Non Instructional Day Reminder – January 27th is a non-instructional day and there is no school for students.

PARENT INFORMATION NIGHTS - Parents of high school students are invited to join members of the Career Education Department on **February 7 at Sardis Secondary School** and **February 8 at Chilliwack Secondary School** for a 30-minute presentation about Career Education program options and how to access them. The presentation will be followed by a question and answer period and open house. See the attachment for more information and how to register.

(Repeat) Volunteers – We love having volunteers at Evans !! Just a reminder that all volunteers need to get a Criminal Record Check (once every 4 years and it's free) and check in at the office once they arrive. Volunteers need to wear a Volunteer Identification badge while at the school. A reminder that once the activity you have volunteered for is completed, we ask that you please sign out at the office (we need to keep track of who is in the building for legal reasons [fire, lockdowns, etc.]). Thank you for your help here. Should you have any questions about being a Volunteer at Evans please get in touch with our office.

11 Ways Parents Can Help Their Children Read

Parents often ask how they can help their children learn to read; and it's no wonder that they're interested in this essential skill. Reading plays an important role in later school success. **One study** even demonstrates that how well 7-year-olds read predicts their income 35 years later! Here are 11 practical recommendations for helping preschoolers and school-age students learn to read.

1. Teaching reading will only help.

Sometimes, parents are told early teaching is harmful, but it isn't true. You simply can't introduce literacy too early. I started reading to my own children on the days they were each born! The "dangers of early teaching" has been a topic of study for more than 100 years, and no one has ever found any convincing evidence of harm. Moreover, there are hundreds of studies showing the benefits of reading to your children when they are young.

2. Teaching literacy isn't different than teaching other skills.

You don't need a Ph.D. to raise a happy, healthy, smart child. Parents have been doing it for thousands of years. Mothers and fathers successfully teach their kids to eat with a spoon, keep their fingers out of their noses, and say "please." These things can be taught pleasantly, or they can be made into a painful chore. Being unpleasant (e.g. yelling, punishing, pressuring) **doesn't work, and it can be frustrating for everyone.** This notion applies to teaching literacy, too. If you show your 18-month-old a book and she shows no interest, then put it away and come back to it later. If your child tries to write her name and ends **up with a backwards "D,"** no problem. No pressure. No hassle. You should enjoy the journey, and so should your child.

3. Talk to your kids (a lot).

Last year, I spent lots of time with our brand new granddaughter, Emily. I drowned her in language. Although **"just a baby," I talked** — and sang — to her about everything. I talked about her eyes, nose, ears, mouth, and fingers. I told her all about her family — her mom, dad, and older brother. I talked to her about whatever she did (yawning, sleeping, eating, burping). I talked to her so much that her parents thought I was nuts; she **couldn't possibly** understand me yet. But reading is a language activity, and if you want to learn language, **you'd better hear it, and eventually, speak it.** Too many moms and dads feel a bit dopey talking to a baby or young child, but studies have shown that **exposing your child to a variety of words** helps in her development of literacy skills.

4. Read to your kids.

I know everyone says this, but it really is a good idea — at least with preschoolers. One of my colleagues refers to this advice as the "chicken soup" of reading education. We prescribe it for everything. (Does it help? It **couldn't hurt.**) If a parent or caregiver can't read or can't read English, there are alternatives, such as using audiobooks; but for those who can, reading a book or story to a child is a great, easy way to advance literacy skills. **Research shows benefits** for kids as young as 9-months-old, and it could be effective even earlier than that. Reading to kids exposes them to richer vocabulary than they usually hear from the adults who speak to them, and can have positive impacts on their language, intelligence, and later literacy achievement. What **should you read to them?** There are so many wonderful children's books. Visit your local library, and you can get an armful of adventure. You can find recommendations from kids at the **Children's Book Council website** or at the **International Literacy Association Children's Choices site**

5. Have them tell you a “story.”

One great way to introduce kids to literacy is to take their dictation. Have them recount an experience or make up a **story**. We’re not talking “Moby Dick” here. A typical first story may be something like, “I like fish. I like my sister. I like grandpa.” Write it as it is being told, and then read it aloud. Point at the words when you read them, or point at them when your child is trying to read the story. Over time, with lots of rereading, don’t be surprised if your child starts to recognize words such as “I” or “like.” (As children learn some of the words, you can write them on cards and keep them in a “word bank” for your child, using them to review later.)

6. Teach phonemic awareness.

Young children don’t hear the sounds within words. Thus, they hear “dog,” but not the “duh”-“aw”- “guh.” To become readers, they have to learn to hear these sounds (or phonemes). Play language games with your child. For instance, say a word, perhaps her name, and then change it by one phoneme: Jen-Pen, Jen-Hen, Jen-Men. Or, just break a word apart: chair... ch-ch-ch-air. Follow this link to learn more about [language development milestones in children](#).

7. Teach phonics (letter names and their sounds).

You can’t sound out words or write them without knowing the letter sounds. Most kindergartens teach the letters, and parents can teach them, too. I just checked a toy store website and found 282 products based on letter names and another 88 on letter sounds, including ABC books, charts, cards, blocks, magnet letters, floor mats, puzzles, lampshades, bed sheets, and programs for tablets and computers. You don’t need all of that (a pencil and paper are sufficient), but there is lots of support out there for parents to help kids learn these skills. Keep the lessons brief and fun, no more than 5–10 minutes for young’uns. Understanding the [different developmental stages of reading and writing skills](#) will help to guide your lessons and expectations.

8. Listen to your child read.

When your child starts bringing books home from school, have her read to you. If it doesn’t sound good (mistakes, choppy reading), have her read it again. Or read it to her, and then have her try to read it herself. Studies show that this kind of repeated oral reading makes students better readers, even when it is done at home.

9. Promote writing.

Literacy involves reading and writing. Having books and magazines available for your child is a good idea, but it’s also helpful to have pencils, crayons, markers, and paper. Encourage your child to write. One way to do this is to write notes or short letters to her. It won’t be long before she is trying to write back to you.

10. Ask questions.

When your child reads, get her to retell the story or information. If it’s a story, ask who it was about and what happened. If it’s an informational text, have your child explain what it was about and how it worked, or what its parts were. Reading involves not just sounding out words, but thinking about and remembering ideas and events. [Improving reading comprehension skills early](#) will prepare her for subsequent success in more difficult texts.

11. Make reading a regular activity in your home.


Make reading a part of your daily life, and kids will learn to love it. When I was nine years old, my mom made me stay in for a half-hour after lunch to read. She took me to the library to get books to kick off this new part of my life. It made me a lifelong reader. Set aside some time when everyone turns off the TV and the web and does nothing but read. Make it fun, too. When my children finished reading a book that had been made into a

film, we'd make popcorn and watch the movie together. The point is to make reading a regular enjoyable part of your family routine.


Happy reading!




Name: _____



Name: _____



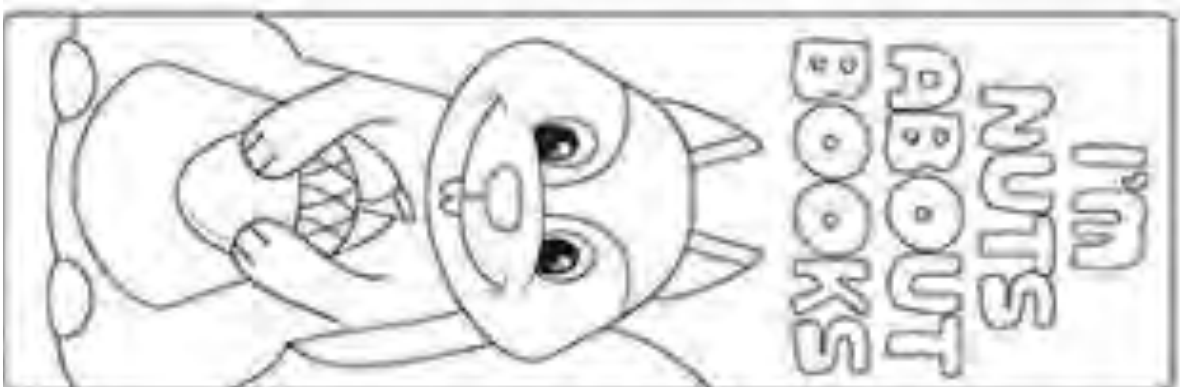
Name: _____



Name: _____



Name: _____



Name: _____



Name: _____



Name: _____



Learn about your family, together as a family!

Interview a family member

Speak to someone in your family about your family's heritage and culture. Find out where they grew up and what it was like. Do they have any interesting facts about your family?

Who I interviewed:

What I learned:

Find more fun family activities at:
FamilyLiteracyDay.ca



ABC
LifeLiteracyCanada



Learn about your family, together as a family!

Interview a family member

Speak to someone in your family about your family's heritage and culture. Find out where they grew up and what it was like. Do they have any interesting facts about your family?

Who I interviewed:

What I learned:

Find more fun family activities at:
FamilyLiteracyDay.ca



ABC
LifeLiteracyCanada



Learn about your family, together as a family!

Interview a family member

Speak to someone in your family about your family's heritage and culture. Find out where they grew up and what it was like. Do they have any interesting facts about your family?

Who I interviewed:

What I learned:

Find more fun family activities at:
FamilyLiteracyDay.ca



ABC
LifeLiteracyCanada

BUILDING OUR STORIES THROUGH LEARNING

An Education-Themed Family Event

February 25, 2023

1:00pm - 3:00pm



Make Connections to Educational Resources!

Fun Activities & Door Prizes for Kids

SD#33 Ready Set Learn! Activity

Workshops

Story Time for Parents & Kids

Free Food & Coffee!

Hosted by:
Bob Chan-Kent Family YMCA

45844 Hocking Ave, Chilliwack, BC V2P 1B4

**Registration Preferred but Drop-ins
Welcome!**

To Register, Scan the QR Code with Your Phone or Go Online to:
<https://bit.ly/3Zsv6mV>

Or Call Justin Geurtsen at:
(604) 793-5684

Chilliwack Community Services
in Partnership with Chilliwack Learning Society

SD33 Career Education Dept.

Parent Information Nights

WHAT: 30-minute presentation about Career Education program options for high school students, followed by Q&A, and an open house.

Programs include: Work Experience; Youth WORK in Trades; Youth TRAIN in Trades; Trades Exploration; Dual-Credit Programs

WHO: For all parents/guardians of students Grades 9 - 11.
Presented by SD33 District Career Education Staff.

WHY: Parents and students will learn about program options and how to access them for enhanced educational experience and course credits.

REGISTER FOR ONE OR BOTH SESSIONS ON EVENTBRITE

Tues., February 7, 2023

Sardis Secondary School

6:30 - 8:00pm

Presentation, followed by open house
in multi-purpose room (The Pit)

SSS click [here](#)
to register



Wed., February 8, 2023

Chilliwack Secondary School

6:30 - 8:00pm

Presentation, followed by open
house in the Grand Hall

CSS click [here](#)
to register



**Chilliwack
School District**
CAREER EDUCATION